





























**IRIS TRAVEL ACTIONS****ICON****KEYBOARD**

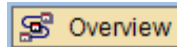
IRIS TRAVEL ACTIONS	ICON	KEYBOARD
Add to Favorites		(ctrl+shift+F6)
Back		F3
Cancel/Close		F12
Change Favorites		(ctrl+shift+F3)
Change Personnel Number		(shift+F12)
Change Travel Expense/Request	 Change	(shift+F11)
Check Receipt		
Choose F2		
Choose Time		
Copy/Receive & Set Next Date		
Create Expense Report		(shift+F8)
Create New Session		
Create Travel Request		(shift+F6)
Customize Local Layout		(alt+F12)
Delete Favorites		(shift+F2)
Delete Trip	 Delete	(shift+F2)
Display All Values		
Display Payment History		(ctrl+F3)
Display Travel Expense/Request	 Display	(shift+F9)
Entry & Settlement History		(ctrl+F11)
Execute		F8
Exit		(shift+F3)
Find		(ctrl+F)
Find Next		(ctrl+G)
First Page		(ctrl+page up)
Generate Desktop Shortcut		
Help		F1
Information Center		(ctrl+F9)
Keep		
Match Code		
Move favorites down		(ctrl+shift+F2)
Move favorites up		(ctrl+shift+F1)
Multiple Selection		
New Receipt	 New Receipt	
Next Page		page down

Overview - Show/Hide



(ctrl+F1)

Overview/Trip Results



F5

Previous Page

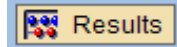
page up

Print



(ctrl+P)

Results



F5

SAP Business Workplace



(ctrl+F12)

SAP Menu



(ctrl+F11)

Save



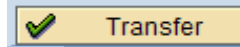
(ctrl+S)

Settings



F9

Transfer/Copy/Continue



User menu



(ctrl+F10)